



Date: March 10, 2006



From: WHO Collaborating Center for
Research, Training and Eradication of Dracunculiasis

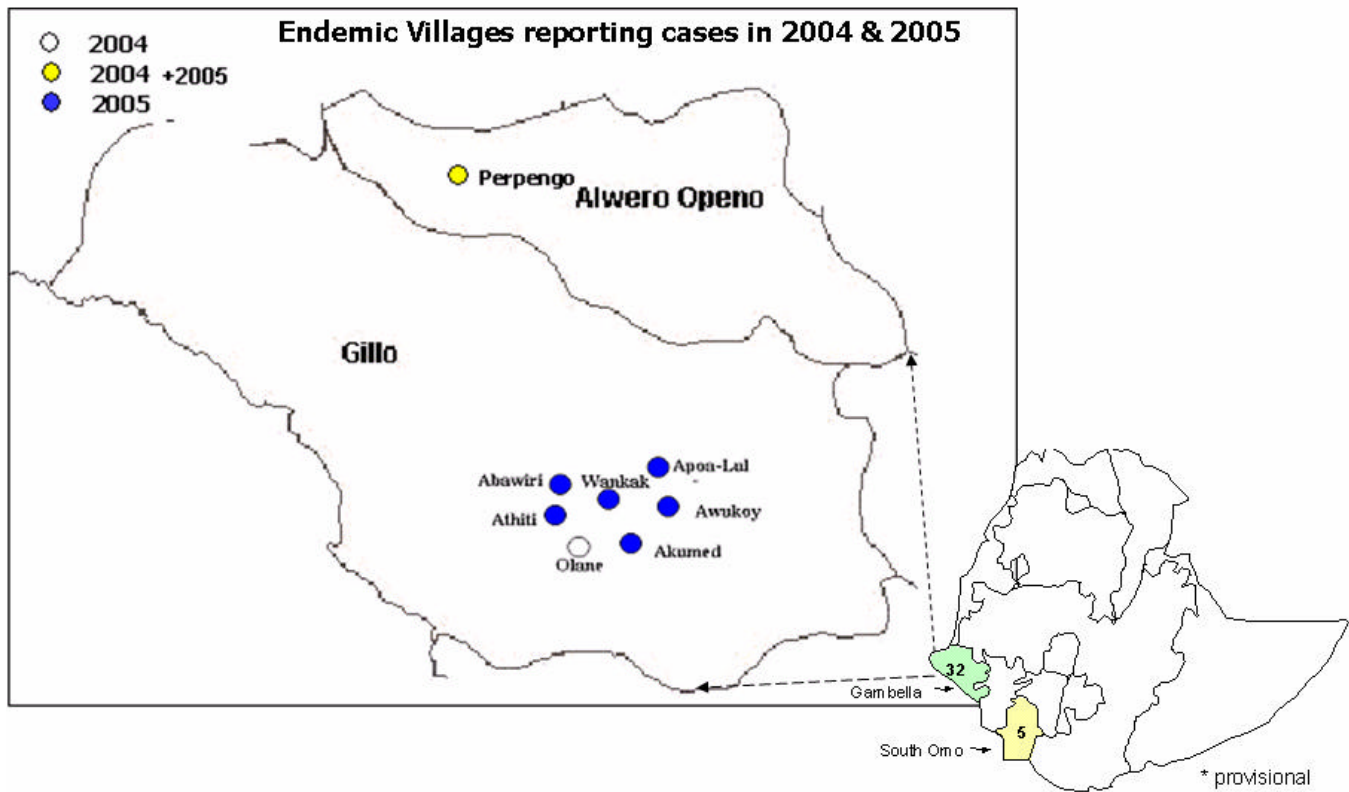
Subject: GUINEA WORM WRAP-UP #160

To: Addressees

ETHIOPIA'S GOAL: STOP TRANSMISSION IN GAMBELLA IN 2006

Figure 1

Distribution of 37 Cases of Dracunculiasis: Ethiopia 2005*

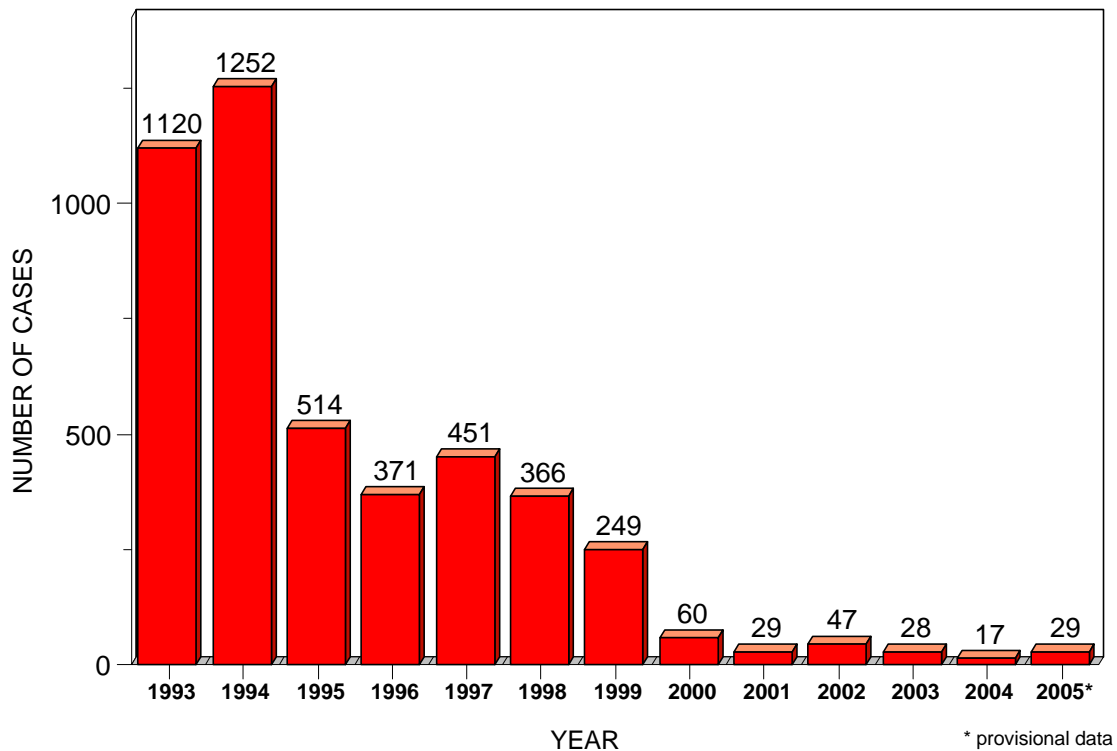


Ethiopia's Dracunculiasis Eradication Program (EDEP) reported 29 indigenous cases in 7 endemic villages, all in Gambella region, in 2005. Another 8 cases were imported from southern Sudan: 5 into South Omo, which stopped indigenous transmission in 2001, and 3 into Gambella Region. All 37 cases were reported in the five-month period April-August, with of peak of 20 cases reported in June. Twenty-three of the indigenous cases were reported in Gillo District (formerly Gog) (17 of them traced to a single village, Awukoy; 6 others in Abawiri village), and 6 occurred in the only endemic village of Alwero Openo District (formerly Abobo District).

Awukoy village was the source of all 13 indigenous cases reported in Ethiopia in 2003. Thirty-two of the 37 cases (86%) were contained, including the 5 cases imported into South Omo, which detected all five cases in the pre-emergent stage and isolated them in a case containment center. All 5 uncontained cases were in Gambella region. Twenty-seven cases and 16 informants each received cash rewards of 100 birr (~US\$11.50) in 2005. All cases in Gambella were Agnuwak ethnicity and all 5 imported cases in South Omo were Nyangatom. These data were reported by the national program coordinator Dr. Kassahum Negash, at the annual Program Review of the EDEP, which was held at the Addis Ababa Hilton Hotel on February 27, 2006.

Figure 2

ETHIOPIA: INDIGENOUS CASES OF DRACUNCULIASIS
REPORTED BY YEAR: 1993-2005*



In April 2005, Akobo District finally became accessible to the EDEP after many years of insecurity, and the program has so far trained 20 village based health workers and two health staff there. UNICEF plans to help improve drinking water supplies in affected areas of Gambella this year with borehole wells and/or rainwater catchment. The long rainy season (April-November) is a major challenge in Gambella Region. Dr. Mark Eberhard, director of CDC's Parasitic Diseases Division, visited Gambella Region immediately after the Program Review. About 30 participants attended the Review, including representatives of regional health bureaus and UNICEF staff from Gambella and South Omo, as well as representatives of the Federal Ministry of Health, the World Health Organization, the Carter Center and CDC. The theme of this year's review, which made several recommendations to the EDEP, was "Stop Guinea Worm in Gambella Now!" Will Ethiopia make it happen this year?

GHANA MINISTER OF HEALTH OPENS BI-ANNUAL REVIEW MEETING

TIME REMAINING TO ERADICATE DRACUNCULIASIS FROM GHANA

2005				2006								2007				
Dec	Jan	Feb	Mar	Apr	May	Jun	Jul	Aug	Sept	Oct	Nov	Dec	Jan	Feb	Mar	
			↑											↑		
			DATE											TARGET		
			NOW											DATE		

Ghana’s Minister of Health, Maj. Courage E.K. Quashigah (Rtd), delivered the keynote address at the opening of Ghana’s bi-annual Program Review in Accra on March 2, 2006. The minister acknowledged the progress achieved in the past year (-45% reduction in cases, to 3,981; -37% reduction in endemic villages, to 422), but stated “the war against Guinea worm disease in Ghana has been going on for far too long”. He noted that over 200 boreholes have been drilled in Guinea worm prone villages under Ghana’s Highly Impoverished Country Initiative (HIPC) (153 boreholes in endemic villages in 2005 alone), that small town intervention schemes have been implemented in the top three most endemic small towns of 2004 (Sang in Yendi District, Diare in Savelugu-Nanton, Gburmani in Tolon-Kumbungu), that work has just started on two other small town water supplies (Chirifoyili and Tingoli in Tolon-Kumbungu), and that “the European Union has responded positively to our proposal for water supply to Guinea worm endemic villages”. The minister also thanked the major partners of Ghana’s GWEP: The Carter Center, UNICEF, WHO, and the Japan International Cooperation Agency, all of whom were represented at the March 2-3 meeting.

Of the 734 villages that reported one or more cases of dracunculiasis in Ghana last year, 312 reported only imported cases, and 352 reported only one case each. 62% of last year’s cases were contained. Of the 422 endemic villages remaining, all have at least one village volunteer and benefit from monthly health education activities, 89% have cloth filters in all households, 56% used ABATE® larvicide, and 39% had at least one source of safe drinking water. As of January 31st, hand pumps had been installed on a total of 157 new water points in 94 endemic communities, which collectively reported over a thousand of Ghana’s 3,981 cases in 2005, 50 villages benefited from Worm Weeks in 2005. Ghana is now one year away from the target date of its Golden Jubilee: March 6, 2007.

IN BRIEF:

Togo reports only 14 uncontained cases in 2005 (out of 73 cases reported), compared to 78 uncontained cases in 2004 (out of 278 cases reported).

Nigeria has reported only 5 cases of GWD in the past six months (August-January)!! A Worm Week was held in Ado Local Government Area of Benue Sate on January 23-27. Nine rumored cases (5 in Oyo State and 2 each in Ebonyi and Ogun States) were investigated during January 2006, and all were found to be false.

Table 1

Number of Cases Contained and Number Reported by Month during 2005*
(Countries arranged in descending order of cases in 2004)

COUNTRIES REPORTING CASES	NUMBER OF CASES CONTAINED / NUMBER OF CASES REPORTED													% CONT.
	JANUARY	FEBRUARY	MARCH	APRIL	MAY	JUNE	JULY	AUGUST	SEPTEMBER	OCTOBER	NOVEMBER	DECEMBER	TOTAL*	
GHANA	344 / 553	344 / 483	278 / 395	261 / 397	331 / 458	299 / 383	105 / 162	37 / 60	33 / 56	87 / 224	164 / 355	182 / 455	2465 / 3981	62
SUDAN	0 / 68	1 / 48	1 / 160	5 / 96	9 / 1618	1 / 1446	11 / 543	2 / 482	6 / 321	6 / 398	4 / 292	0 / 2	46 / 5474	1
NIGERIA	25 / 36	13 / 17	9 / 13	11 / 29	7 / 9	4 / 6	4 / 5	1 / 1	0 / 0	0 / 0	2 / 2	2 / 2	78 / 120	65
MALI	3 / 4	1 / 1	1 / 1	1 / 1	22 / 25	25 / 25	43 / 85	99 / 132	163 / 204	94 / 116	48 / 52	10 / 13	510 / 659	77
NIGER	2 / 2	4 / 4	1 / 1	1 / 4	1 / 3	3 / 3	5 / 7	22 / 23	19 / 19	41 / 43	51 / 59	14 / 15	164 / 183	90
TOGO	11 / 11	1 / 4	2 / 2	3 / 3	16 / 19	7 / 8	5 / 6	1 / 4	0 / 1	1 / 2	4 / 4	8 / 9	59 / 73	81
BURKINA FASO	0 / 0	0 / 0	0 / 0	1 / 1	0 / 0	3 / 3	0 / 5	13 / 15	0 / 0	1 / 1	3 / 4	0 / 1	21 / 30	70
COTE D'IVOIRE	0 / 0	0 / 0	1 / 1	0 / 0	0 / 0	0 / 3	1 / 4	1 / 1	0 / 0	1 / 1	0 / 0	0 / 0	4 / 10	40
BENIN	0 / 0	0 / 0	1 / 1	0 / 0	0 / 0	0 / 0	0 / 0	0 / 0	0 / 0	0 / 0	0 / 0	0 / 0	1 / 1	100
ETHIOPIA	2 / 2	0 / 0	0 / 0	3 / 3	7 / 7	16 / 20	2 / 2	2 / 3	0 / 0	0 / 0	0 / 0	0 / 0	32 / 37	86
MAURITANIA	0 / 0	0 / 0	0 / 0	0 / 0	0 / 0	0 / 0	0 / 0	0 / 0	0 / 0	0 / 0	0 / 0	0 / 0	0 / 0	0
UGANDA	0 / 0	0 / 0	0 / 0	0 / 0	0 / 0	4 / 4	1 / 1	2 / 2	2 / 2	0 / 0	0 / 0	0 / 0	9 / 9	100
TOTAL*	387 / 676	364 / 557	294 / 574	286 / 534	393 / 2139	362 / 1901	177 / 820	180 / 723	223 / 603	231 / 785	276 / 768	216 / 497	3389 / 10577	32
% CONTAINED	57	65	51	54	18	19	22	25	37	29	36	43	32	

* provisional

Shaded cells denote months when zero indigenous cases were reported. Numbers indicate how many imported cases were reported and contained that month.

Table 2

Number of Cases Contained and Number Reported by Month during 2006*
(Countries arranged in descending order of cases in 2005)

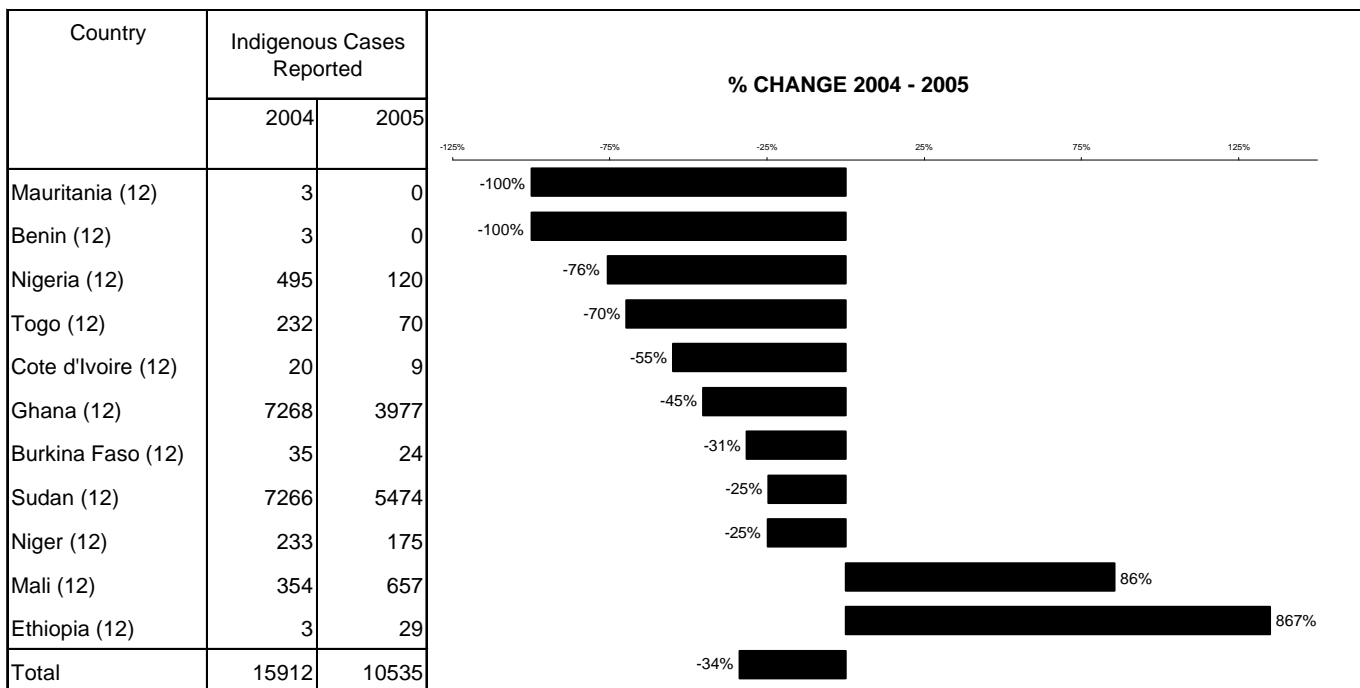
COUNTRIES REPORTING CASES	NUMBER OF CASES CONTAINED / NUMBER OF CASES REPORTED													% CONT.
	JANUARY	FEBRUARY	MARCH	APRIL	MAY	JUNE	JULY	AUGUST	SEPTEMBER	OCTOBER	NOVEMBER	DECEMBER	TOTAL*	
SUDAN	/	/	/	/	/	/	/	/	/	/	/	/	0 / 0	#DIV/0!
GHANA	325 / 607	/	/	/	/	/	/	/	/	/	/	/	325 / 607	54
MALI	6 / 6	/	/	/	/	/	/	/	/	/	/	/	6 / 6	100
NIGER	2 / 2	/	/	/	/	/	/	/	/	/	/	/	2 / 2	100
NIGERIA	0 / 0	/	/	/	/	/	/	/	/	/	/	/	0 / 0	#DIV/0!
TOGO	1 / 1	2 / 3	/	/	/	/	/	/	/	/	/	/	3 / 4	75
BURKINA FASO	0 / 0	/	/	/	/	/	/	/	/	/	/	/	0 / 0	#DIV/0!
COTE D'IVOIRE	0 / 0	/	/	/	/	/	/	/	/	/	/	/	0 / 0	#DIV/0!
ETHIOPIA	1 / 1	/	/	/	/	/	/	/	/	/	/	/	1 / 1	100
TOTAL*	335 / 617	2 / 3	0 / 0	0 / 0	0 / 0	0 / 0	0 / 0	0 / 0	0 / 0	0 / 0	0 / 0	0 / 0	337 / 620	54
% CONTAINED	54	67											54	

* provisional

Shaded cells denote months when zero indigenous cases were reported. Numbers indicate how many imported cases were reported and contained that month.

Figure 3

Number of Indigenous Cases Reported During the Specified Period in 2004 and 2005*, and Percent Change in Cases Reported

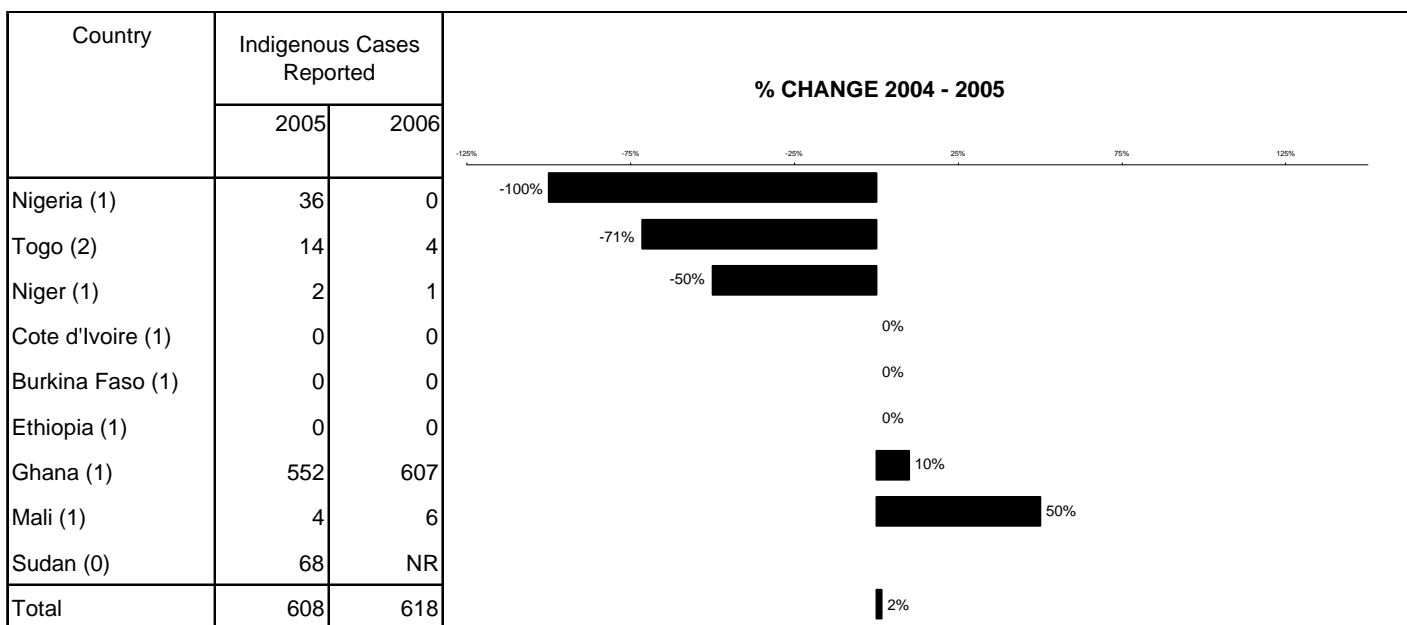


(12)Indicates months for which reports were received, i.e., Jan-Dec 2005

Provisional

Overall % change outside Sudan =-42%

Number of Indigenous Cases Reported During the Specified Period in 2005 and 2006*, and Percent Change in Cases Reported



(1)Indicates months for which reports were received, i.e., Jan. 2006

Provisional

Overall % change outside Sudan = -2%

MALI:
Figure 4

DISTRIBUTION OF INDIGENEOUS CASES OF GUINEA WORM BY DISTRICT IN MALI: 2005*

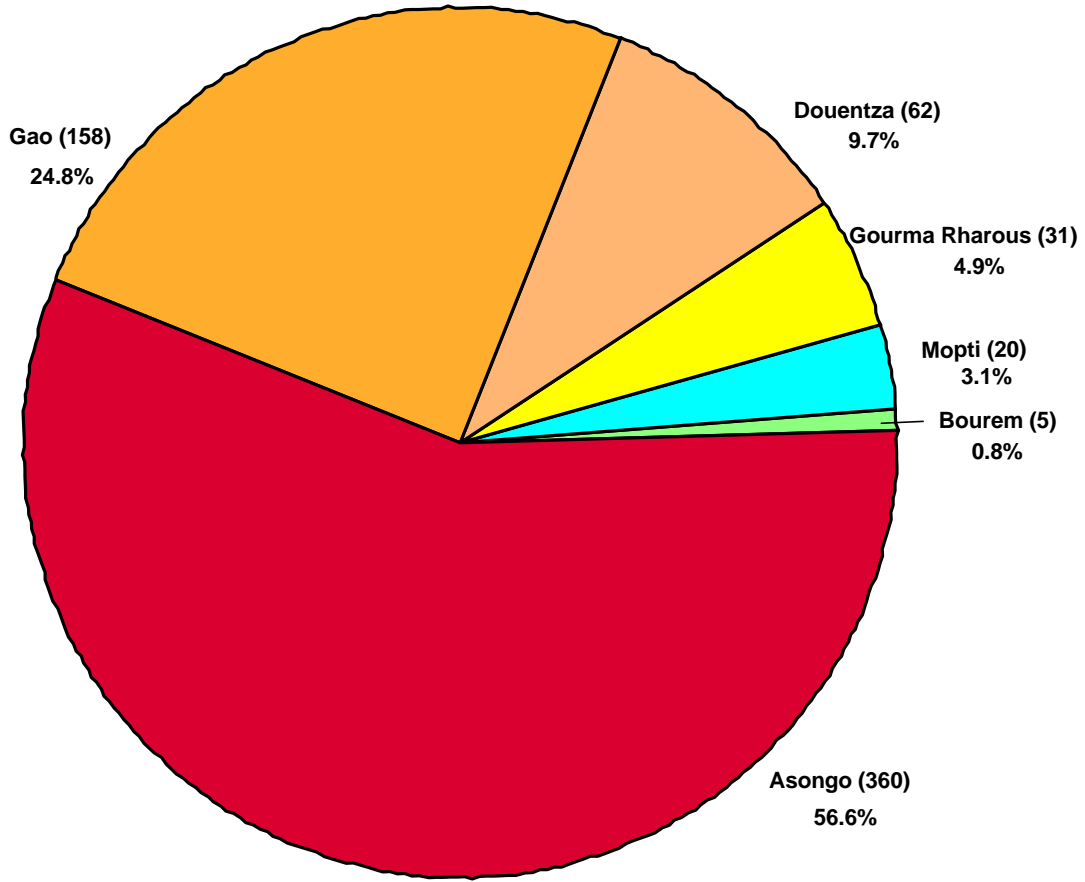
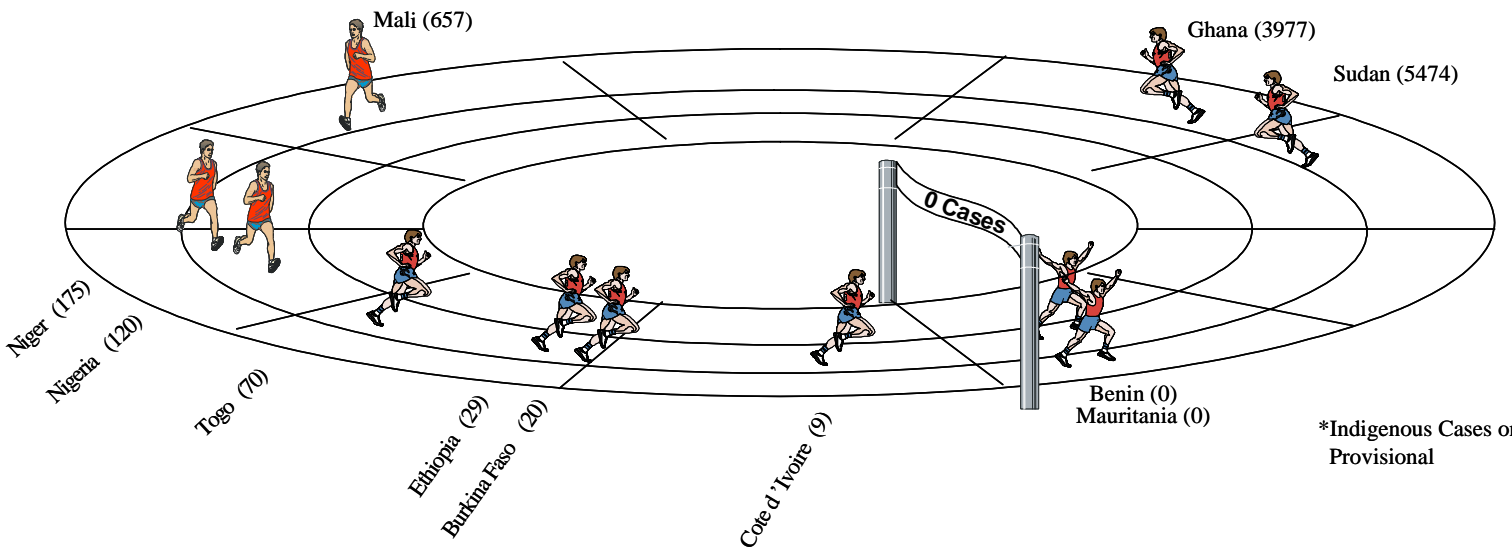


Figure 5

GUINEA WORM RACE: 2005*



*Indigenous Cases only
Provisional

DONATIONS:

In January, Mr. Tadahiro Yoshida, president and CEO of the YKK Corporation and a member of The Carter Center Board of Trustees, informed The Carter Center of his corporation's decision to contribute \$1 million to The Carter Center for the Guinea Worm Eradication Program over the four year period 2006-2009. This contribution will help match the Challenge Grant from the Bill & Melinda Gates Foundation, and is contributed as part of the YKK Group's commemoration of its 75th anniversary in 2009.

World Air Holdings and North American Airlines are working together to help eradicate Guinea worm disease by showing an informational video and collecting passenger donations on scheduled flights to Accra and Georgetown. The onboard video features former President Jimmy Carter, and informs passengers that all funds will be matched by Bill & Melinda Gates Foundation.

MEETINGS:

Burkina Faso GWEP national review meeting. Ouagadougou, Burkina faso, March 16-17, 2006.

Meeting of pre-certification countries. Niamey, Niger, March 27-28, 2006.

Meeting of Program managers of GWEPs. Niamey, Niger, March 29-31, 2006

59th World Health Assembly. Geneva, Switzerland, May 22-27, 2006.

Annual Francophone Program Review for Burkina Faso, Cote d'Ivoire, Mali, Niger and Togo. Atlanta, Georgia, November 14-15, 2006. N.B.: This Program Review will precede a Special Ceremony at which President Carter and The Carter Center will honor the latest countries that have stopped transmission of dracunculiasis: Benin, Central African Republic, Mauritania and Uganda. This ceremony will be held from 6-7 pm on Wednesday, November 15. The American Society of Tropical Medicine and Hygiene will also hold its annual meeting in Atlanta that week (November 12-16).

*Inclusion of information in the Guinea Worm Wrap-Up
does not constitute "publication" of that information.
In memory of BOB KAISER*

For information about the GW Wrap-Up, contact Dr. Sharon Roy, WHO Collaborating Center for Research, Training, and Eradication of Dracunculiasis, NCID, Centers for Disease Control and Prevention, F-22, 4770 Buford Highway, NE, Atlanta, GA 30341-3724, U.S.A. FAX: 770-488-7761. The GW Wrap-Up web location is <http://www.cdc.gov/ncidod/dpd/parasites/guineaworm/default.htm>.



CDC is the WHO Collaborating Center for Research, Training, and Eradication of Dracunculiasis.